



# THE ADMISSION ESSAY

## HOW TO TELL YOUR STORY

---

- *Understanding the Prompt*
- *Brainstorming Session*
- *Structuring Your Essay*
- *Writing Strategies*
- *Editing, Revising, and Finalizing*
- *Final tips & takeaways*





# UNDERSTANDING THE PROMPT


---

STANDARD PROMPT  
VS  
TOPIC OF YOUR CHOICE  
DOES IT REALLY MATTER?

---

**Yes! This is your story – tell us something that really matters**


- Chose a prompt you feel comfortable with
- Play to your strengths
- Be authentic
- Stay on topic with the prompt



# CURRENT COMMON APPLICATION PROMPTS

---

1. Some students have a background, identity, interest, or talent that is so meaningful they believe their application would be incomplete without it. If this sounds like you, then please share your story.
2. The lessons we take from obstacles we encounter can be fundamental to later success. Recount a time when you faced a challenge, setback, or failure. How did it affect you, and what did you learn from the experience?
3. Reflect on a time when you questioned or challenged a belief or idea. What prompted your thinking? What was the outcome?
4. Reflect on something that someone has done for you that has made you happy or thankful in a surprising way. How has this gratitude affected or motivated you?
5. Discuss an accomplishment, event, or realization that sparked a period of personal growth and a new understanding of yourself or others.
6. Describe a topic, idea, or concept you find so engaging that it makes you lose all track of time. Why does it captivate you? What or who do you turn to when you want to learn more?
7. Share an essay on any topic of your choice. It can be one you've already written, one that responds to a different prompt, or one of your own design.






---

# BRAINSTORMING

*Let's give it a try!*

THINK ABOUT WHAT  
EXCITES YOU.  
WRITE IT DOWN.  
NOW REALLY, WHAT  
EXCITES YOU?




---

## **Brainstorming – take your time with the process.**

- Consider what you want to write about for a topic
- Write 10 opening sentences and closing sentences once a week for a month
- At the end of the month re-read all that work and see what sticks
- Share the work with peers, pay attention to their reactions and feed back
- Now build the body of your essay

# LET'S GIVE IT A TRY!

## PICK A PROMPT AND WRITE 5 OPENING SENTENCES



1. Some students have a background, identity, interest, or talent that is so meaningful they believe their application would be incomplete without it. If this sounds like you, then please share your story.

2. The lessons we take from obstacles we encounter can be fundamental to later success. Recount a time when you faced a challenge, setback, or failure. How did it affect you, and what did you learn from the experience?

3. Reflect on a time when you questioned or challenged a belief or idea. What prompted your thinking? What was the outcome?

4. Reflect on something that someone has done for you that has made you happy or


thankful in a surprising way. How has this gratitude affected or motivated you?

5. Discuss an accomplishment, event, or realization that sparked a period of personal growth and a new understanding of yourself or others.

6. Describe a topic, idea, or concept you find so engaging that it makes you lose all track of time. Why does it captivate you? What or who do you turn to when you want to learn more?

7. Share an essay on any topic of your choice. It can be one you've already written, one that responds to a different prompt, or one of your own design.



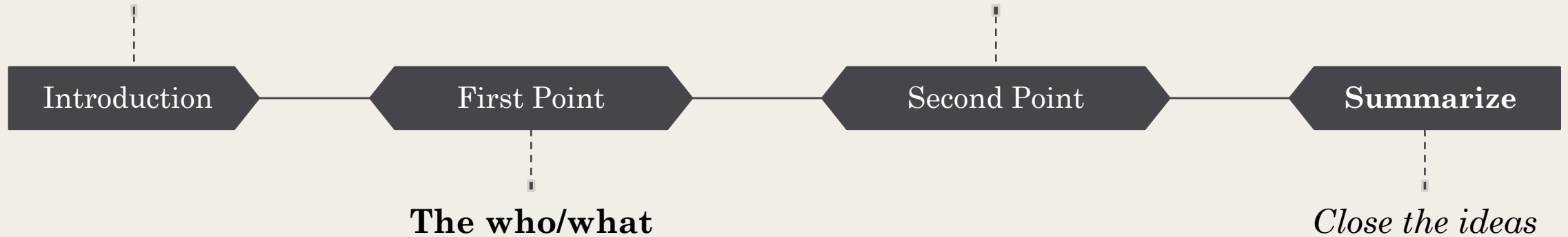


# STRUCTURING YOUR ESSAY

---


## Hook your reader

*Set the tone of the  
essay*



NOW LET'S WRITE  
YOUR FIRST  
PARAGRAPH!

PICK YOUR FAVORITE  
FIRST SENTENCE AND  
WRITE 4 MORE TO  
FOLLOW



**Pick your favorite first sentence and write 4 more for your first paragraph**

- **Be authentic**
- **Be clear**
- **Hook the reader**



- Your essay should have a first draft, second draft, and final draft.
- Take your time with this process.
- Hearing honest feedback is valuable. Share with your friends, family members, teachers.
- Take your time with this process. You can have as many edits as you want, but you can only submit once
- Pro-tip: If you don't feel comfortable sharing with peers, think about a new topic

# FINAL TIPS & TAKEAWAYS



## Tips



1. Be clear and concise with your word choices
2. Be authentic
3. Take your time
4. Proofread, reproof read, and again – proofread



## Take away

The essay is the only part of your application that is 100% your voice – use that to your advantage

- Find your authentic voice
- Tell your story
- Have fun with this process



QUESTIONS?  
THANK YOU

---

*Vermont State University | [admissions@vermontstate.edu](mailto:admissions@vermontstate.edu) | [VermontState.edu](http://VermontState.edu)*